


Fuse Terminal Block

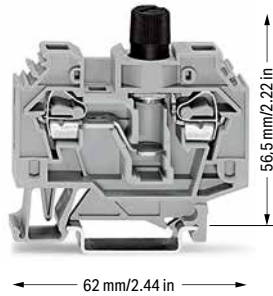
6 mm²; 282 Series

Technical Data	
0.2 ... 6 mm ²	24 ... 10 AWG
500 V/6 kV/3 ①	600 V, 10 A ②
I _N 10 A	250 V, 10 A ③
Terminal block width: 13 mm / 0.512 inch	
12 ... 13 mm / 0.47 ... 0.51 inch	



2-conductor fuse terminal block; for 5 x 20 mm glass cartridge fuse; without indicator		
Color	Item No.	Pack. Unit
○ gray	282-122	40

Technical Data	
0.2 ... 6 mm ²	24 ... 10 AWG
500 V/6 kV/3 ①	600 V, 10 A ②
I _N 10 A	250 V, 10 A ③
Terminal block width: 13 mm / 0.512 inch	
12 ... 13 mm / 0.47 ... 0.51 inch	



2-conductor fuse terminal block; for 1/4" x 1 1/4" glass cartridge fuse; without indicator		
Color	Item No.	Pack. Unit
○ gray	282-120	40

2-conductor fuse terminal block; for 1/4" x 1 1/4" glass cartridge fuse; without indicator		
Color	Item No.	Pack. Unit
○ gray	282-128	40

Technical Data	
0.2 ... 6 mm ²	24 ... 10 AWG
500 V/6 kV/3 ①	600 V, 10 A ②
I _N 10 A	250 V, 10 A ③
Terminal block width: 13 mm / 0.512 inch	
12 ... 13 mm / 0.47 ... 0.51 inch	



2-conductor fuse terminal block; for 5 x 25 mm glass cartridge fuse; with indicator		
Color	Item No.	Pack. Unit
○ gray	282-126	40

Accessories; item-specific		
Glass cartridge fuse; without indicator; 5 x 20 mm; 6.3 A / 250 V; medium-acting		



Accessories; item-specific		
Glass cartridge fuse; without indicator; 1/4" x 1", 10 A / 240 V; per BS 1362		




Glass cartridge fuse; without indicator; 1/4" x 1 1/4"; 10 A / 250 V; medium-acting		
-------------------------------------------------------------------------------------	--	--



Glass cartridge fuse; without indicator; 1/4" x 1 1/4"; very fast-acting		
--------------------------------------------------------------------------	--	--



Accessories; item-specific		
Glass cartridge fuse; with indicator; 5 x 25 mm; 6.3 A / 250 V; medium-acting		



Glass cartridge fuse; with indicator; 5 x 25 mm, 10 A / 450 V; fast-acting		
----------------------------------------------------------------------------	--	--



Accessories; 282 Series

Appropriate marking system: WMB

End and intermediate plate; 4 mm thick			
gray	282-312	50 (25)	
orange	282-311	50 (25)	



Test plug adapter; 6 mm wide; with CAGE CLAMP®; for 0.08 ... 2.5 mm ²			
I _N 24 A	281-407	100 (25)	



Protective warning marker; with black high-voltage symbol; for 5 terminal blocks			
yellow	282-405	100 (25)	



Operating pliers; for 281, 282, 283, 284 Series side-entry rail-mounted terminal blocks			
	210-141	1	



Adjacent jumper; insulated; I _N 41 A			
gray	282-402	100 (25)	



Test plug adapter; 8.3 mm wide; for 4 mm Ø test plug; for 1.5 ... 10 mm ² terminal blocks			
gray	209-170	50 (25)	

